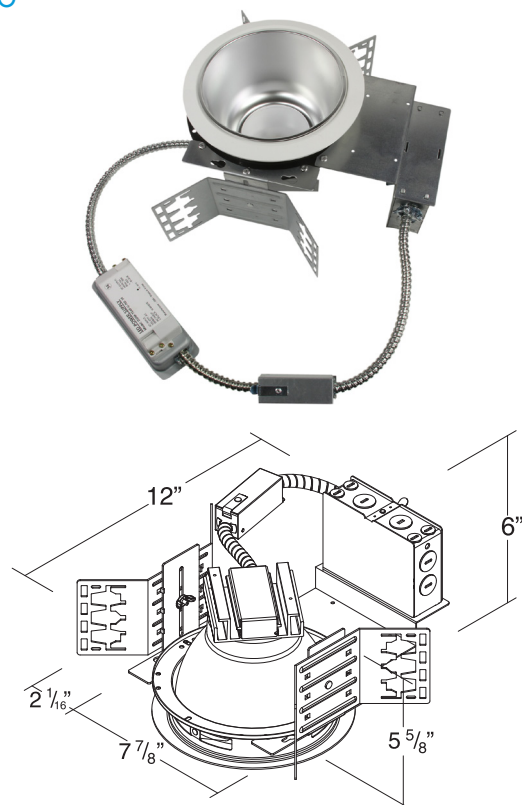


## 6" LED Architectural Recessed Downlight Fixtures

RAF6



### PRODUCT DESCRIPTION:

MaxLite's NON-IC architectural recessed downlight fixtures are a great alternative to HID, fluorescent, and traditional incandescent fixtures. Recommended for buildings where superior quality of light, flexible installation options, and durability are required.

### FEATURES:

- Unique optic allows high lumen transmission while concealing the LED light source resulting in efficient, inviting light and minimizing LED glare
- Architectural housing can accommodate 1/2" EMT conduit, HB24 or HBC-24 bar hanger, lathing channels, T-Bar grid ceilings or concealed spline ceilings
- Architectural fixture provides up to 5" vertical adjustment.
- Junction box listed for through branch circuit wiring (Max. 8 no.12AWG 90C conductors, 4 in and 4 out)
- Suitable for damp location use
- Dimmable down to 5% (120v only)
- Five year warranty

### ELECTRICAL:



- Universal voltage, driver can be supplied with 120V-277V
- LED array will provide minimum 50,000 hour L70 lifetime

#### MODEL SELECTION (Full list of order codes on pg. 2)

Typical order example: RAF61530W

RAF	6			W
FAMILY	SIZE	WATTAGE	COLOR TEMPERATURE (CTT)	TRIM COLOR
RAF= Architectural Recessed Frame	6= 6" Nominal diameter reflector	15= 15 Nominal watts 26= 26 Nominal watts 34= 34 Nominal watts	30= 3000K 40= 4000K	W= White

#### ACCESSORIES

ORDER CODE	MODEL NUMBER	DESCRIPTION	ACCESSORIES IMAGE
73716	MLRR-HBAR	Hanger Bar Kit for Joists and T-Grid Ceilings	
72832	RR6-XWHTRING	Extra Wide Trim Ring for 6" Reflector	

### SPECIFICATIONS:

		RAF61530W	RAF61540W	RAF62630W	RAF62640W	RAF63430W	RAF63440W
ITEM	SPECIFICATION	15 WATTS - DETAILS		26 WATTS - DETAILS		34 WATTS - DETAILS	
GENERAL PERFORMANCE	Color Temperature	3000K	4000K	3000K	4000K	3000K	4000K
	Lumens Delivered (lm)	825	910	1400	1575	1995	2140
	Efficacy (lm/w)	59	65	54	61	59	63
	Lumen Maintenance (L70)	50,000 hours		50,000 hours		50,000 hours	
ELECTRICAL	Power Consumption	14 Watts		26 Watts		34 Watts	
	Power Factor	>0.9		>0.9		>0.9	
	Input Voltage	120V-277V		120V-277V		120V-277V	
PHYSICAL	Mounting	Concealed Spline, ½" EMT Conduit, 'C' Channel, T Grid (order 24" adjustable hanger bars MLRR-HBAR)		Concealed Spline, ½" EMT Conduit, 'C' Channel, T Grid (order 24" adjustable hanger bars MLRR-HBAR)		Concealed Spline, ½" EMT Conduit, 'C' Channel, T Grid (order 24" adjustable hanger bars MLRR-HBAR)	
	Operating Temperature	-4° F to 113° F		-4° F to 113° F		-4° F to 113° F	
APPLICATION	Environment	Dry, Damp		Dry, Damp		Dry, Damp	
	Insulation	Non-IC, insulation must be kept 3" from all sides of the housing		Non-IC, insulation must be kept 3" from all sides of the housing		Non-IC, insulation must be kept 3" from all sides of the housing	
	Warranty	5 Year		5 Year		5 Year	

### ORDERING:\*

ORDER CODE	MODEL	OUTPUT (LUMENS)	CCT	POWER (WATTS)
73679	RAF61530W	825	3000K	14
73680	RAF61540W	910	4000K	
73439	RAF62630W	1,400	3000K	26
73441	RAF62640W	1,575	4000K	
73443	RAF63430W	1,995	3000K	34
73445	RAF63440W	2,140	4000K	

\*Please contact your MaxLite representative to order products that don't have order codes listed here.

### COMPATIBLE DIMMERS:

MAKE	DIMMER MODEL
Lutron	CTCL-153PD*
Lutron	DVCL-153PL*
Lutron	CTELV-303P
Lutron	DVELV-303P
Lutron	LGCL-153PL*
Leviton	IPI10 Leviton

\* Dimming control should be adjusted to 5% minimum light output level in order to avoid flickering. Please consult dimming control instruction manual for specific procedure.