

6" DOWNLIGHT RETROFIT



Constructed with a high-efficacy LED array and dimmable driver, the 6-inch Downlight Retrofit features an optical diffuser that produces high lumen transmission and even illumination. The fixtures are suitable for damp locations. This six-inch downlight retrofit is the economical solution for consumers looking to reduce energy costs. These retrofits are offered in a variety of CRI options and lumen packages appropriate for commercial and residential applications.


PROJECT NAME
CATALOG NUMBER
NOTES
FIXTURE TYPE

FEATURES:

- High lumen transmission and diffusing for even illumination
- Supplied with E26 base adapter (High CRI models come with an additional GU24 adapter)
- Virtually no UV emitted
- Five year limited warranty
- ENERGY STAR qualified
- Suitable for damp location
- High CRI models comply with Title 24 code

CONSTRUCTION:

- One-piece durable die-cast aluminum heat sink with integrated trim
- Module construction includes LEDs, heat sink, lens and white trim
- Impact-resistant plastic lens
- Fits recessed cans with torsion spring ('C' Shaped) brackets



ELECTRICAL:

- 120V, 60Hz
- Dimmable down to 5% (see page two for a list of compatible dimmers)
- L70 of 35,000 hours
- Power factor: > .9

Accessories		
Order Number	Model Number	Description
73552	MLRR-GUADAPT	GU24 socket adapter - Supplied with RR61227WC and RR61927WC
73496	MLRR-CBRACKET	C Bracket for downlight can - Includes two brackets and self tapping screws

Luminaire Ordering Information:

Watts	Order Code	Model Number	Inc. Equivalent	Lumens	CRI	Lamp Life (Hrs.)	Dimensions Dia" x H"	CCT
12	72884	RR61227W	75W	750	80	35,000	7.5" X 3.87"	2700
12	73545	RR61227WC	75W	750	90	35,000	7.5" X 3.87"	2700
12	73882	RR61230W	75W	750	80	35,000	7.5" X 3.87"	3000
19	72885	RR61927W	120W	1200	80	35,000	7.5" X 3.87"	2700
19	73544	RR61927WC	120W	1170	90	35,000	7.5" X 3.87"	2700

MAX13164

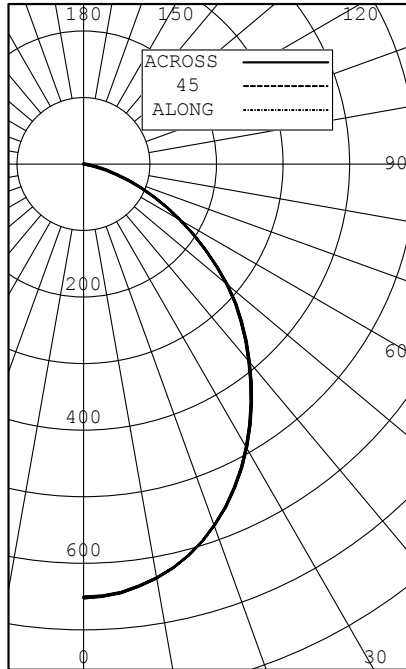
Lighting layouts and spacing criteria available upon request



RESIDENTIAL DOWNLIGHT RETROFIT



RR61927



INTENSITY (CANDLEPOWER) SUMMARY

ANGLE	MEAN CP	LUMENS
0	651	
5	647	62
10	632	
15	609	171
20	577	
25	537	246
30	490	
35	439	274
40	387	
45	335	258
50	282	
55	223	199
60	168	
65	117	116
70	72	
75	35	40
80	11	
85	4	5
90	0	

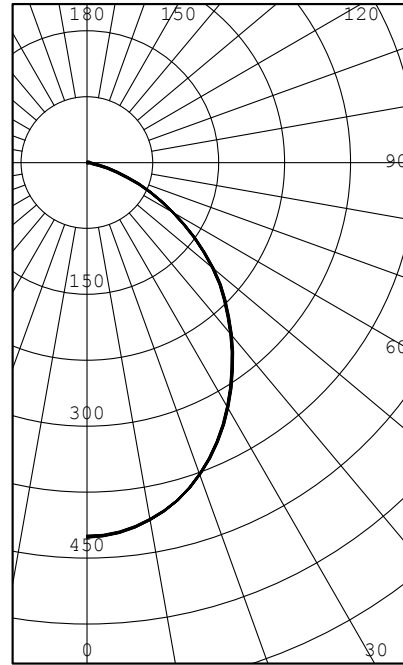
ZONAL LUMENS AND PERCENTAGES

ZONE	LUMENS	% LUMINAIRE
0-30	479	34.95
0-40	753	54.92
0-60	1210	88.26
0-90	1371	100.00
40-90	618	45.08
60-90	161	11.74
90-180	0	0.00

LUMINANCE SUMMARY CD./SQ.M.

ANGLE	MEAN CD/SQ M
45	31070
55	25465
65	18124
75	8928
85	3320

RR61227



INTENSITY (CANDLEPOWER) SUMMARY

ANGLE	MEAN CP	LUMENS
0	426	
5	422	41
10	413	
15	398	112
20	377	
25	351	161
30	321	
35	288	180
40	255	
45	222	171
50	187	
55	149	133
60	113	
65	79	79
70	49	
75	24	27
80	7	
85	3	3
90	0	

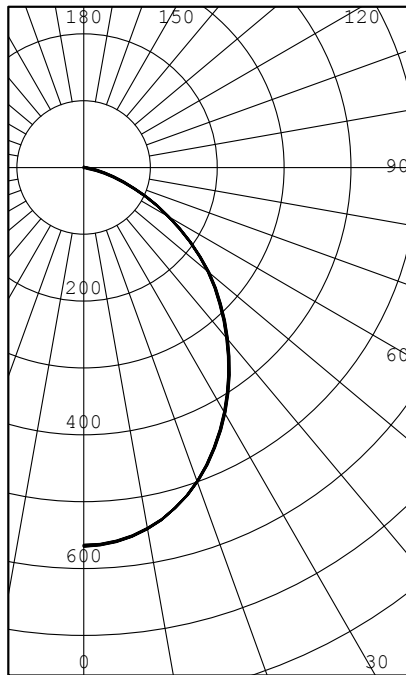
ZONAL LUMENS AND PERCENTAGES

ZONE	LUMENS	% LUMINAIRE
0-30	313	34.58
0-40	493	54.42
0-60	797	87.98
0-90	906	100.00
40-90	413	45.58
60-90	109	12.02
90-180	0	0.00
0-180	906	100.00

LUMINANCE SUMMARY CD./SQ.M.

ANGLE	MEAN CD/SQ M
45	20538
55	17055
65	12293
75	6060
85	2108

RR61927WC



INTENSITY (CANDLEPOWER) SUMMARY

ANGLE	MEAN CP	LUMENS
0	566	
5	562	54
10	549	
15	528	148
20	499	
25	463	212
30	422	
35	379	236
40	333	
45	288	222
50	244	
55	194	174
60	146	
65	103	102
70	64	
75	32	36
80	11	
85	4	4
90	0	

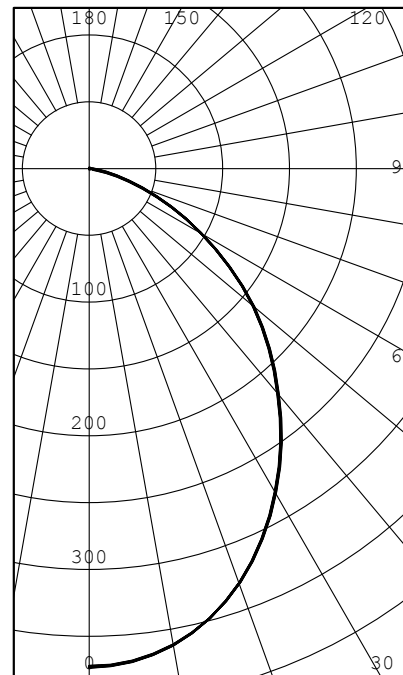
ZONAL LUMENS AND PERCENTAGES

ZONE	LUMENS	% LUMINAIRE
0-30	414	34.88
0-40	650	54.74
0-60	1046	88.04
0-90	1188	100.00
40-90	538	45.26
60-90	142	11.96
90-180	0	0.00
0-180	1188	100.00

LUMINANCE SUMMARY CD./SQ.M.

ANGLE	MEAN CD/SQ M
45	26713
55	22191
65	15906
75	8059
85	2921

RR61227WC



INTENSITY (CANDLEPOWER) SUMMARY

ANGLE	MEAN CP	LUMENS
0	373	
5	370	36
10	362	
15	348	98
20	330	
25	306	140
30	279	
35	250	156
40	220	
45	190	147
50	161	
55	128	114
60	97	
65	68	68
70	43	
75	22	24
80	7	
85	3	3
90	0	

ZONAL LUMENS AND PERCENTAGES

ZONE	LUMENS	% LUMINAIRE
0-30	274	34.85
0-40	430	54.69
0-60	691	87.92
0-90	786	100.00
40-90	356	45.31
60-90	95	12.08
90-180	0	0.00
0-180	786	100.00

LUMINANCE SUMMARY CD./SQ.M.

ANGLE	MEAN CD/SQ M
45	17628
55	14636
65	10519
75	5468
85	2249

COMPATIBLE DIMMERS:

MAKE	DIMMER MODEL
Lutron	MACL-153MR
Lutron	TG-600PR
Lutron	S-600PR
Lutron	CT-103P
Leviton	cat.NO.6683

